


ABS - Automated Ball-on-Cylinder System



The ABS is a microprocessor-controlled Ball-on-Cylinder wear test system which provides a fast, repeatable assessment of the performance of jet fuels.

Fast and repeatable testing

PCS Instruments is the world leader in fuel lubricity test equipment manufacturing both the High Frequency Reciprocating Rig (HFRR) and the Automated Ball-on-cylinder System (ABS). The HFRR is used for measuring the lubricity of low-sulphur diesel fuel whilst the ABS is an automated jet fuel lubricity tester which performs the ASTM D5001 test method for "Measurement of Lubricity of Aviation Turbine Fuels by the Ball-on-Cylinder Lubricity Evaluator".

Components

The ABS comprises a single, compact, bench top mounted unit. The only external services required are compressed air to the specification in ASTM D5001 and 100-230V mains power. The internal de-ionised water reservoir requires refilling after approximately 1000 tests. An air cleaner/dryer is available which can clean and de-humidify normal laboratory or shop air to meet the requirements of the ASTM standard (<0.1 ppm hydrocarbon).

Test Setup


The standard test uses a 1/2" diameter ball on rotating ring test geometry. The method calls for the precise control of the humidity and temperature of a conditioned air stream used to pre-condition the fuel sample to be tested. The ABS incorporates a microprocessor controller that controls all aspects of the test. The operator simply has to fit cleaned specimens in the instrument, add the fuel sample to be tested and then press the "Start" button. The remainder of the test sequence including humidity and temperature control, pre-conditioning of the fuel, load application and test timing are all carried out without further intervention. All specified test parameters are monitored and controlled during the test. Several internal system checks are also made, alerting the user to conditions such as low air pressure, low water level etc.

Microscope and wear scar camera package


An optional x100 microscope is available with an adaptor to accept the ABS ball holder. The microscope camera and software is an optional accessory for the ABS microscope which allows the user to capture calibrated images of a wear scar and measure the wear scar on the PC screen. The wear scar image and measurements are saved with the test data file and can be printed on the test report. The camera functionality is an integral part of the ABS software which allows test data files to be exchanged between labs and the measurements to be viewed and, if required, re-measured with full traceability. The package includes the camera and adaptor, all cables, an upgrade to the ABS software and a certified calibration target.



ABS MECHANICAL UNIT



ABS MECHANICAL UNIT READY FOR TEST




WEAR SCAR AFTER ABS TEST WITH WEAR SCAR LIMITS SHOWN WITH RED BANDS

Features and Applications

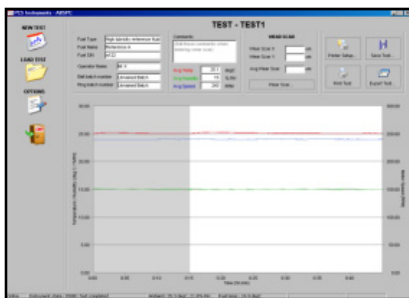
The instrument is pre-configured to carry out the ASTM D5001 test method. An optional PC based data logging application allows test data to be recorded during a test. An upgrade kit is also available to enable the instrument to perform the ASTM scuffing load test for diesel fuel lubricity (ASTM D6078). For further information, please contact PCS Instruments or your local dealer.

ABS Main Features



ABS TEST RINGS (BOCLE RING LEFT AND SL-BOCLE RIGHT)

- Simple to use interface -microprocessor control of all instrument functions.
- Standard ASTM D5001 test sequence pre-loaded into ABS microprocessor controller - operator fits cleaned specimens, adds fuel sample and presses the 'Start Test' button.
- Automatic control of test sequence - no operator-induced variability in test results
- Automatic flow controllers for moist and dry air - no operator input required to control the humidity and flow rate of the conditioned air.
- Optional PC-based data logging software - allows test data to be recorded as a permanent record (available for both D5001 and D6078).
- Interchangeable humidity and temperature probes - humidity and temperature measurement does not need to be re-calibrated - simply replace the combined relative humidity and temperature probe with an exchange pre-calibrated unit.
- PCS manufactures the test rings - single source supplier of test rig and specimens leads to higher quality control.



ABS SOFTWARE SCREENSHOT

Software Option

An optional PC based data logging application allows all pre-programmed test data (motor speed, test duration, fuel temperature, air temperature and humidity) to be recorded during the test and a summary printed out confirming that all parameters were within the specified limits.

Calibration and maintenance



CLOSE-UP OF TEST RING IN-SITU

The ABS is supplied with a full set of calibration parts and appropriate manuals.

The ABS mechanical unit has few moving parts and requires little maintenance. Care should be taken to avoid contamination with test lubricants or solvents.

Spares, accessories, test specimens and reference fuels are available from PCS Instruments or your local dealer.

Technical Specification

Operating Conditions


Ambient Temperature	15 to 35°C
Ambient Humidity	20-80% (non-condensing)

Electrical

Mains Power	Universal (100 - 230 V) 750 VA
Temperature Control	Solid state thermoelectric heater/cooler

Weight and Dimensions

Mechanical Unit	34 kg (75 lb)
-----------------	---------------



Optional Accessories

- Microscope - with certified micrometer and holder for upper specimen
- Software - An optional PC based data logging application allows all test data to be recorded during the test and a summary printed out confirming that all parameters were within the specified limits
- Wear Scar Camera package
- Compressor and dryer
- Zero air generator (removes trace hydrocarbons)

For further information contact PCS Instruments or your local dealer

PCS Instruments

78 Stanley Gardens, London W3 7SZ UK
T: +44 (0)20 8600 9920 F: +44 (0)20 8600 9921
www.pcs-instruments.com